


BARWA GRAND PRIX OF QATAR

Warm Up

Classification

25

	Rider	Nation	Team	Motorcycle	Time	Lap Total	Gap	Top Speed
1	20 Fabio QUARTARARO	FRA	Monster Energy Yamaha MotoGP	YAMAHA	1'55.147	8 10		333.3
2	12 Maverick VIÑALES	SPA	Monster Energy Yamaha MotoGP	YAMAHA	1'55.285	6 9	0.138 0.138	332.3
3	5 Johann ZARCO	FRA	Pramac Racing	DUCATI	1'55.333	4 9	0.186 0.048	345.0
4	73 Alex MARQUEZ	SPA	LCR Honda CASTROL	HONDA	1'55.600	10 11	0.453 0.267	342.8
5	30 Takaaki NAKAGAMI	JPN	LCR Honda IDEMITSU	HONDA	1'55.612	8 10	0.465 0.012	333.3
6	44 Po ESPARGARO	SPA	Repsol Honda Team	HONDA	1'55.789	7 10	0.642 0.177	336.4
7	23 Enea BASTIANINI	ITA	Esponsorama Racing	DUCATI	1'55.813	9 10	0.666 0.024	340.6
8	6 Stefan BRADL	GER	Repsol Honda Team	HONDA	1'55.827	9 11	0.680 0.014	339.6
9	10 Luca MARINI	ITA	SKY VR46 Esponsorama	DUCATI	1'55.845	10 10	0.698 0.018	335.4
10	21 Franco MORBIDELLI	ITA	Petronas Yamaha SRT	YAMAHA	1'55.857	8 9	0.710 0.012	330.2
11	36 Joan MIR	SPA	Team SUZUKI ECSTAR	SUZUKI	1'55.946	8 8	0.799 0.089	333.3
12	41 Aleix ESPARGARO	SPA	Aprilia Racing Team Gresini	APRILIA	1'55.950	5 10	0.803 0.004	333.3
13	42 Alex RINS	SPA	Team SUZUKI ECSTAR	SUZUKI	1'56.001	8 8	0.854 0.051	335.4
14	88 Miguel OLIVEIRA	POR	Red Bull KTM Factory Racing	KTM	1'56.006	10 10	0.859 0.005	332.3
15	63 Francesco BAGNAIA	ITA	Ducati Lenovo Team	DUCATI	1'56.067	7 8	0.920 0.061	336.4
16	33 Brad BINDER	RSA	Red Bull KTM Factory Racing	KTM	1'56.224	10 10	1.077 0.157	336.4
17	9 Danilo PETRUCCI	ITA	Tech 3 KTM Factory Racing	KTM	1'56.297	4 10	1.150 0.073	337.5
18	89 Jorge MARTIN	SPA	Pramac Racing	DUCATI	1'56.312	7 9	1.165 0.015	343.9
19	27 Iker LECUONA	SPA	Tech 3 KTM Factory Racing	KTM	1'56.326	4 9	1.179 0.014	338.5
20	46 Valentino ROSSI	ITA	Petronas Yamaha SRT	YAMAHA	1'56.645	7 9	1.498 0.319	333.3
21	43 Jack MILLER	AUS	Ducati Lenovo Team	DUCATI	1'56.811	4 5	1.664 0.166	339.6
22	32 Lorenzo SAVADORI	ITA	Aprilia Racing Team Gresini	APRILIA	1'57.558	9 10	2.411 0.747	322.3

Practice condition: **Dry**
 Air: **25°**
 Humidity: **41%**
 Ground: **33°**

Fastest Lap:	Lap: 8	Fabio QUARTARARO	1'55.147	168.2 Km/h
Best Race Lap:	2016	Jorge LORENZO	1'54.927	168.5 Km/h
All Time Lap Record:	2021	Francesco BAGNAIA	1'52.772	171.7 Km/h

The results are provisional until the end of the limit for protest and appeals.

Time limit for protest expires 30' after publication of the results - Time:

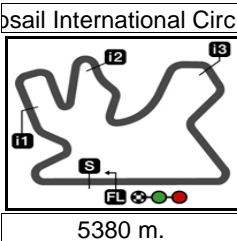
These data/results cannot be reproduced, stored and/or transmitted in whole or in part by any manner of electronic, mechanical, photocopying, recording, broadcasting or otherwise now known or herein after developed without the previous express consent by the copyright owner, except for reproduction in daily press and regular printed publications on sale to the public within 60 days of the event related to those data/results and always provided that copyright symbol appears together as follows below.

© DORNA, 2021

Official MotoGP Timing by TISSOT
 www.motogp.com

Doha, Sunday, March 28, 2021





BARWA GRAND PRIX OF QATAR

Warm Up

Top Speed & Average

26



Rider	Nation	Motorcycle	Top 5 speeds					Average	Top
5 Johann ZARCO	FRA	DUCATI	345.0	343.9	342.8	340.6	339.6	342.4	345.0
89 Jorge MARTIN	SPA	DUCATI	343.9	342.8	340.6	340.6	340.6	341.7	343.9
73 Alex MARQUEZ	SPA	HONDA	342.8	338.5	336.4	336.4	334.3	337.7	342.8
23 Enea BASTIANINI	ITA	DUCATI	340.6	339.6	336.4	336.4	335.4	337.3	340.6
6 Stefan BRADL	GER	HONDA	339.6	337.5	335.4	334.3	333.3	336.0	339.6
43 Jack MILLER	AUS	DUCATI	339.6	337.5	336.4	333.3	162.8	301.9	339.6
27 Iker LECUONA	SPA	KTM	338.5	332.3	331.2	330.2	329.2	331.8	338.5
9 Danilo PETRUCCI	ITA	KTM	337.5	337.5	333.3	332.3	332.3	334.6	337.5
33 Brad BINDER	RSA	KTM	336.4	335.4	334.3	334.3	334.3	334.9	336.4
44 Pol ESPARGARO	SPA	HONDA	336.4	335.4	334.3	334.3	334.3	334.8	336.4
63 Francesco BAGNAIA	ITA	DUCATI	336.4	336.4	335.4	335.4	335.4	335.7	336.4
10 Luca MARINI	ITA	DUCATI	335.4	334.3	334.3	334.3	333.3	333.9	335.4
42 Alex RINS	SPA	SUZUKI	335.4	334.3	329.2	329.2	329.2	331.5	335.4
20 Fabio QUARTARARO	FRA	YAMAHA	333.3	332.3	332.3	332.3	331.2	332.3	333.3
30 Takaaki NAKAGAMI	JPN	HONDA	333.3	332.3	332.3	331.2	331.2	332.1	333.3
36 Joan MIR	SPA	SUZUKI	333.3	332.3	332.3	331.2	329.2	331.7	333.3
41 Aleix ESPARGARO	SPA	APRILIA	333.3	332.3	332.3	331.2	331.2	332.1	333.3
46 Valentino ROSSI	ITA	YAMAHA	333.3	333.3	333.3	332.3	331.2	332.7	333.3
12 Maverick VIÑALES	SPA	YAMAHA	332.3	331.2	329.2	329.2	328.2	330.0	332.3
88 Miguel OLIVEIRA	POR	KTM	332.3	331.2	331.2	330.2	330.2	331.0	332.3
21 Franco MORBIDELLI	ITA	YAMAHA	330.2	328.2	328.2	328.2	328.2	328.6	330.2
32 Lorenzo SAVADORI	ITA	APRILIA	322.3	322.3	322.3	321.4	319.5	321.0	322.3

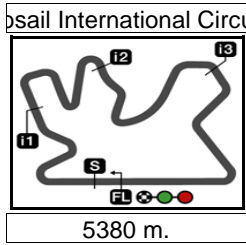
These data/results cannot be reproduced, stored and/or transmitted in whole or in part by any manner of electronic, mechanical, photocopying, recording, broadcasting or otherwise now known or herein after developed without the previous express consent by the copyright owner, except for reproduction in daily press and regular printed publications on sale to the public within 60 days of the event related to those data/results and always provided that copyright symbol appears together as follows below.

© DORNA, 2021

Official MotoGP Timing by TISSOT
www.motogp.com



Doha, Sunday, March 28, 2021



BARWA GRAND PRIX OF QATAR

Warm Up

Chronological Analysis of Performances

27

* Lap / Sector time cancelled **T1** Time from finish line to 1st intermediate **T3** Time from 2nd intermed. to 3rd intermed.
P Crossing the finish line in pit lane **T2** Time from 1st intermed. to 2nd intermed. **T4** Time from 3rd intermediate to finish line
****** Tyre data subject to further updates

Lap	Lap Time	T1	T2	T3	T4	Speed	Lap	Lap Time	T1	T2	T3	T4	Speed	
1st	20	Fabio QUARTARARO YAMAHA FRA Monster Energy Yamaha MotoGP						6	2'04.833	31.396	32.068	29.229	32.140	164.1
		Runs=1 Total laps=10 Full laps=9						7	1'56.017	25.216	30.201	28.704	31.896	338.5
							8	1'55.584	25.139	30.083	28.557	31.805	338.5	
							9	1'55.639	25.145	30.059	28.660	31.775	340.6	

Run #	1	Front Tyre	Slick-Soft	Rear Tyre	Slick-Soft	Speed
			New Tyre	4 Laps at start		
1	3'30.886	33.587	38.059	34.908	32.970	162.4
2	1'56.521	25.587	30.517	28.578	31.839	330.2
3	1'56.121	25.201	30.246	28.708	31.966	333.3
4	1'58.127	24.977	30.189	30.578	32.383	330.2
5	1'55.797	25.239	30.198	28.530	31.830	332.3
6	2'00.929	25.042	33.398	30.358	32.131	330.2
7	1'55.408	24.966	30.119	28.376	31.947	329.2
8	1'55.147	24.884	30.032	28.383	31.848	332.3
9	1'55.445	24.946	30.087	28.497	31.915	331.2
10	2'04.901	27.878	33.857	30.413	32.753	332.3

2nd	12	Maverick VIÑALES YAMAHA SPA Monster Energy Yamaha MotoGP					
		Runs=2 Total laps=9 Full laps=6					
Run #	1	Front Tyre	Slick-Soft	Rear Tyre	Slick-Soft	Speed	
			3 Laps at start	4 Laps at start			
1	3'28.391	30.770	32.679	30.311	32.984	173.9	
2	1'58.373	26.048	30.987	28.912	32.426	327.2	
3	1'56.759	25.408	30.411	28.779	32.161	328.2	
4	1'56.685	25.749	30.421	28.570	31.945	327.2	
5	1'57.544	26.837	30.460	28.536	31.711	329.2	
6	1'55.285	25.031	30.066	28.266	31.922	332.3	
7	1'56.776	24.957	30.267	28.974	32.578	329.2	
8	1'52.005	P 25.058	30.075	28.353	28.519	331.2	
Run #	2	Front Tyre	Slick-Soft	Rear Tyre	Slick-Soft	Speed	
			11 Laps at start	12 Laps at start			
9	2'07.310	33.765	31.706	29.241	32.598	168.7	

3rd	5	Johann ZARCO DUCATI FRA Pramac Racing					
		Runs=2 Total laps=9 Full laps=6					
Run #	1	Front Tyre	Slick-Soft	Rear Tyre	Slick-Soft	Speed	
			7 Laps at start	4 Laps at start			
1	2'32.003	32.796	32.699	29.923	32.704	163.8	
2	1'57.498	25.914	30.525	28.982	32.077	339.6	
3	1'56.009	25.281	30.061	28.818	31.849	342.8	
4	1'55.333	25.193	29.997	28.561	31.582	343.9	
5	1'54.556	P 25.197	30.144	28.885	30.330	345.0	
Run #	2	Front Tyre	Slick-Soft	Rear Tyre	Slick-Soft	Speed	
			12 Laps at start	9 Laps at start			

4th	73	Alex MARQUEZ HONDA SPA LCR Honda CASTROL					
		Runs=1 Total laps=11 Full laps=10					
Run #	1	Front Tyre	Slick-Soft	Rear Tyre	Slick-Soft	Speed	
			7 Laps at start	3 Laps at start			
1	2'19.159	32.545	32.412	30.315	36.302	166.6	
2	1'59.436	25.895	30.689	29.038	33.814	331.2	
3	1'56.543	25.301	30.320	28.787	32.135	336.4	
4	1'55.977	25.136	30.219	28.691	31.931	338.5	
5	1'56.525	25.124	30.403	28.855	32.143	342.8	
6	1'56.288	25.047	30.402	28.789	32.050	336.4	
7	1'59.954	25.118	30.211	31.842	32.783	331.2	
8	1'56.150	25.243	30.285	28.524	32.098	334.3	
9	1'55.768	25.070	30.162	28.529	32.007	333.3	
10	1'55.600	24.978	30.126	28.476	32.020	332.3	
11	1'57.150	25.113	30.610	29.057	32.370	333.3	

5th	30	Takaaki NAKAGAMI HONDA JPN LCR Honda IDEMITSU					
		Runs=2 Total laps=10 Full laps=7					
Run #	1	Front Tyre	Slick-Soft	Rear Tyre	Slick-Soft	Speed	
			7 Laps at start	3 Laps at start			
1	3'03.239	51.430	33.892	31.121	33.945	160.2	
2	1'57.845	P 26.636	31.449	29.672	30.088	325.3	
Run #	2	Front Tyre	Slick-Soft	Rear Tyre	Slick-Soft	Speed	
			New Tyre	4 Laps at start			
3	2'10.219	34.424	32.747	29.995	33.053	129.8	
4	1'58.292	26.145	30.676	29.046	32.425	331.2	
5	1'56.839	25.561	30.182	28.919	32.177	332.3	
6	1'56.883	25.630	30.239	28.787	32.227	329.2	
7	1'56.175	25.338	30.096	28.664	32.077	330.2	
8	1'55.612	25.159	30.055	28.494	31.904	332.3	
9	1'55.710	25.166	29.991	28.475	32.078	331.2	
10	2'02.754	25.151	32.799	31.303	33.501	333.3	

6th	44	Poi ESPARGARO HONDA SPA Repsol Honda Team					
		Runs=1 Total laps=10 Full laps=9					
Run #	1	Front Tyre	Slick-Soft	Rear Tyre	Slick-Soft	Speed	
			6 Laps at start	3 Laps at start			
1	2'18.075	31.753	31.912	30.943	33.077	167.4	

Fastest Lap: Fabio QUARTARARO Monster Energy Yama FRA **1'55.147** 24.884 30.032 28.383 31.848

These data/results cannot be reproduced, stored and/or transmitted in whole or in part by any manner of electronic, mechanical, photocopying, recording, broadcasting or otherwise now known or herein after developed without the previous express consent by the copyright owner, except for reproduction in daily press and regular printed publications on sale to the public within 60 days of the event related to those data/results and always provided that copyright symbol appears together as follows below.
© DORNA, 2021



Warm Up

MotoGP

Lap	Lap Time	T1	T2	T3	T4	Speed	Lap	Lap Time	T1	T2	T3	T4	Speed
2	1'57.909	25.671	30.523	29.370	32.345	330.2	9	1'55.982	25.191	30.266	28.744	31.781	334.3
3	1'56.724	25.220	30.433	28.640	32.431	333.3	10	1'55.845	25.108	30.247	28.758	31.732	335.4
4	1'56.244	25.224	30.353	28.585	32.082	334.3	10th 21 Franco MORBIDELLI YAMAHA ITA Petronas Yamaha SRT						
5	2'04.030	29.049	31.758	29.567	33.656	335.4	Runs=2 Total laps=9 Full laps=6						
6	1'57.187	25.100	30.322	28.684	33.081	334.3	Run # 1	<i>Front Tyre</i>	<i>Slick-Hard</i>	<i>Rear Tyre</i>	<i>Slick-Soft</i>		
7	1'55.789	25.019	30.212	28.515	32.043	332.3	New Tyre			2 Laps at start			
8	2'03.488	26.442	35.096	29.575	32.375	336.4	1	2'09.270	32.408	32.146	29.951	32.927	165.1
9	1'56.011	25.167	30.105	28.608	32.131	334.3	2	1'58.643	26.192	30.990	29.186	32.275	323.3
10	1'59.164	27.071	31.370	28.752	31.971	334.3	3	1'56.961	25.446	30.402	28.776	32.337	328.2
7th 23 Enea BASTIANINI DUCATI ITA Esponsorama Racing													
Runs=1 Total laps=10 Full laps=9													
Run # 1	<i>Front Tyre</i>	<i>Slick-Soft</i>	<i>Rear Tyre</i>	<i>Slick-Soft</i>									
9 Laps at start			4 Laps at start										
1	2'39.745	32.662	31.752	29.851	32.762	142.4	Run # 2			<i>Front Tyre</i>	<i>Slick-Soft</i>	<i>Rear Tyre</i>	<i>Slick-Soft</i>
2	1'57.702	25.885	30.538	29.056	32.223	331.2	6 Laps at start			4 Laps at start			
3	1'56.832	25.397	30.498	28.830	32.107	334.3	7	2'04.622	32.300	31.145	29.071	32.106	137.9
4	1'56.110	25.232	30.261	28.750	31.867	335.4	8	1'55.857	25.361	30.142	28.494	31.860	327.2
5	2'00.744	25.055	34.156	29.250	32.283	336.4	9	1'56.320	25.110	30.378	28.774	32.058	330.2
6	2'00.857	25.576	33.034	30.132	32.115	336.4	11th 36 Joan MIR SUZUKI SPA Team SUZUKI ECSTAR						
7	1'55.855	25.193	30.195	28.550	31.917	332.3	Runs=2 Total laps=8 Full laps=5						
8	1'59.930	28.570	30.649	28.858	31.853	335.4	Run # 1	<i>Front Tyre</i>	<i>Slick-Soft</i>	<i>Rear Tyre</i>	<i>Slick-Soft</i>		
9	1'55.813	25.101	30.251	28.649	31.812	340.6	4 Laps at start			4 Laps at start			
10	1'56.204	25.143	30.407	28.669	31.985	339.6	1	2'33.287	31.769	31.498	29.532	32.790	166.1
8th 6 Stefan BRADL HONDA GER Repsol Honda Team													
Runs=1 Total laps=11 Full laps=10													
Run # 1	<i>Front Tyre</i>	<i>Slick-Soft</i>	<i>Rear Tyre</i>	<i>Slick-Soft</i>									
6 Laps at start			3 Laps at start										
1	2'19.372	31.081	31.815	29.548	32.555	170.6	Run # 2			<i>Front Tyre</i>	<i>Slick-Soft</i>	<i>Rear Tyre</i>	<i>Slick-Soft</i>
2	1'57.696	25.927	30.725	28.880	32.164	321.4	10 Laps at start			10 Laps at start			
3	1'56.681	25.485	30.459	28.704	32.033	337.5	7	2'02.920	31.507	30.655	28.776	31.982	146.3
4	1'56.394	25.316	30.356	28.738	31.984	339.6	8	1'55.946	25.302	30.339	28.521	31.784	332.3
5	1'56.436	25.294	30.401	28.755	31.986	335.4	12th 41 Aleix ESPARGARO APRILIA SPA Aprilia Racing Team Gresini						
6	1'59.095	27.791	30.597	28.846	31.861	331.2	Runs=1 Total laps=10 Full laps=9						
7	2'00.967	25.822	30.436	32.637	32.072	334.3	Run # 1	<i>Front Tyre</i>	<i>Slick-Soft</i>	<i>Rear Tyre</i>	<i>Slick-Soft</i>		
8	1'56.368	25.234	30.204	28.968	31.962	333.3	7 Laps at start			4 Laps at start			
9	1'55.827	25.186	30.191	28.631	31.819	332.3	1	2'28.198	31.549	31.948	29.778	35.134	165.6
10	1'56.123	25.139	30.271	28.690	32.023	330.2	2	1'57.904	25.956	30.661	28.944	32.343	326.2
11	1'56.459	25.233	30.329	28.794	32.103	331.2	3	1'56.869	25.214	30.363	28.849	32.443	330.2
9th 10 Luca MARINI DUCATI ITA SKY VR46 Esponsorama													
Runs=1 Total laps=10 Full laps=9													
Run # 1	<i>Front Tyre</i>	<i>Slick-Soft</i>	<i>Rear Tyre</i>	<i>Slick-Soft</i>									
7 Laps at start			3 Laps at start										
1	2'40.985	32.111	32.225	29.806	32.677	164.3	4	1'56.585	25.187	30.521	28.767	32.110	330.2
2	1'58.437	26.266	30.948	29.123	32.100	332.3	5	1'55.950	25.037	30.167	28.710	32.036	331.2
3	1'56.869	25.606	30.482	28.887	31.894	333.3	6	1'56.534	25.090	30.372	28.832	32.240	333.3
4	1'56.446	25.377	30.459	28.777	31.833	333.3	7	1'55.976	24.941	30.177	28.682	32.176	329.2
5	1'56.152	25.316	30.293	28.699	31.844	334.3	8	1'56.231	24.964	30.362	28.720	32.185	331.2
6	2'04.948	28.086	33.741	31.031	32.090	334.3	9	2'01.998	30.808	30.432	28.634	32.124	332.3
7	1'56.451	25.511	30.222	28.683	32.035	333.3	10	1'56.519	25.066	30.417	28.848	32.188	332.3
8	1'56.044	25.195	30.189	28.670	31.990	333.3							

Fastest Lap: Fabio QUARTARARO Monster Energy Yama FRA **1'55.147** 24.884 30.032 28.383 31.848

These data/results cannot be reproduced, stored and/or transmitted in whole or in part by any manner of electronic, mechanical, photocopying, recording, broadcasting or otherwise now known or herein after developed without the previous express consent by the copyright owner, except for reproduction in daily press and regular printed publications on sale to the public within 60 days of the event related to those data/results and always provided that copyright symbol appears together as follows below.
© DORNA, 2021



Warm Up

MotoGP

Lap	Lap Time	T1	T2	T3	T4	Speed	Lap	Lap Time	T1	T2	T3	T4	Speed	
13th	42	Alex RINS				SUZUKI	SPA	2	1'57.984	26.014	30.686	28.961	32.323	328.2
		Team SUZUKI ECSTAR						3	1'57.088	25.648	30.310	28.945	32.185	333.3
		Runs=2		Total laps=8		Full laps=5		4	1'56.967	25.612	30.366	28.862	32.127	334.3
Run #	1	Front Tyre Slick-Soft		Rear Tyre Slick-Soft				5	1'57.618	25.271	30.869	29.142	32.336	336.4
		7 Laps at start		4 Laps at start				6	1'57.163	25.377	30.372	28.850	32.564	335.4
1	2'48.428	43.257	33.128	29.814	33.048	168.2	7	1'56.868	25.539	30.340	28.700	32.289	329.2	
2	1'59.143	26.190	31.524	29.055	32.374	328.2	8	2'08.980	25.357	39.234	31.808	32.581	329.2	
3	1'57.093	25.423	30.537	28.874	32.259	329.2	9	1'56.235	25.215	30.395	28.640	31.985	334.3	
4	1'56.329	25.367	30.234	28.579	32.149	329.2	10	1'56.224	25.252	30.399	28.626	31.947	334.3	
5	2'00.606	P 27.942	32.143	29.681	30.840	329.2								
17th	9	Danilo PETRUCCI				KTM	ITA							
		Tech 3 KTM Factory Racing						Runs=1		Total laps=10		Full laps=8		
Run #	1	Front Tyre Slick-Medium		Rear Tyre Slick-Soft				7 Laps at start		3 Laps at start				
1	2'20.175	31.685	31.264	29.351	32.379	160.0	2	1'58.490	*	25.710	30.677	28.806	33.297	* 330.2
2	1'58.490	25.710	30.677	28.806	33.297	330.2	3	1'57.020	25.566	30.510	28.805	32.139	328.2	
3	1'57.020	25.566	30.510	28.805	32.139	328.2	4	1'56.297	25.207	30.351	28.716	32.023	332.3	
4	1'56.297	25.207	30.351	28.716	32.023	332.3	5	2'01.954	25.343	31.061	30.162	35.388	332.3	
5	2'01.954	25.343	31.061	30.162	35.388	332.3	6	2'06.900	25.191	30.871	31.774	39.064	329.2	
6	2'06.900	25.191	30.871	31.774	39.064	329.2	7	2'00.465	25.288	31.430	31.626	32.121	324.3	
7	2'00.465	25.288	31.430	31.626	32.121	324.3	8	1'56.444	25.128	30.357	28.715	32.244	333.3	
8	1'56.444	25.128	30.357	28.715	32.244	333.3	9	1'56.583	25.200	30.444	28.655	32.284	337.5	
9	1'56.583	25.200	30.444	28.655	32.284	337.5	10	1'57.100	25.065	30.632	28.877	32.526	337.5	
10	1'57.100	25.065	30.632	28.877	32.526	337.5								
14th	88	Miguel OLIVEIRA				KTM	POR							
		Red Bull KTM Factory Racing						Runs=2		Total laps=10		Full laps=7		
Run #	1	Front Tyre Slick-Soft		Rear Tyre Slick-Soft				5 Laps at start		3 Laps at start				
1	2'28.919	32.169	32.153	30.039	33.198	169.0	2	1'58.153	25.989	30.749	29.012	32.403	326.2	
2	1'58.153	25.989	30.749	29.012	32.403	326.2	3	1'57.038	25.372	30.477	28.893	32.296	332.3	
3	1'57.038	25.372	30.477	28.893	32.296	332.3	4	1'56.345	25.270	30.287	28.740	32.048	331.2	
4	1'56.345	25.270	30.287	28.740	32.048	331.2	5	1'56.375	25.179	30.334	28.806	32.056	331.2	
5	1'56.375	25.179	30.334	28.806	32.056	331.2	6	2'00.446	P 29.164	31.210	29.979	30.093	330.2	
6	2'00.446	P 29.164	31.210	29.979	30.093	330.2								
Run #	2	Front Tyre Slick-Soft		Rear Tyre Slick-Soft				6 Laps at start		3 Laps at start				
7	2'06.050	32.974	31.363	29.261	32.452	170.8	8	1'58.541	25.404	30.278	30.274	32.585	330.2	
8	1'58.541	25.404	30.278	30.274	32.585	330.2	9	1'56.377	25.300	30.323	28.762	31.992	329.2	
9	1'56.377	25.300	30.323	28.762	31.992	329.2	10	1'56.006	25.138	30.242	28.633	31.993	328.2	
10	1'56.006	25.138	30.242	28.633	31.993	328.2								
15th	63	Francesco BAGNAIA				DUCATI	ITA							
		Ducati Lenovo Team						Runs=2		Total laps=8		Full laps=4		
Run #	1	Front Tyre Slick-Soft		Rear Tyre Slick-Soft				7 Laps at start		3 Laps at start				
1	3'05.347	48.376	33.085	29.877	32.655	162.1	2	2'01.019	25.991	33.256	29.440	32.332	335.4	
2	2'01.019	25.991	33.256	29.440	32.332	335.4	3	1'55.730	P 25.677	30.409	29.026	30.618	335.4	
3	1'55.730	P 25.677	30.409	29.026	30.618	335.4								
Run #	2	Front Tyre Slick-Soft		Rear Tyre Slick-Soft				6 Laps at start		3 Laps at start				
4	2'07.151	33.665	31.781	29.320	32.385	132.0	5	1'56.997	* 25.628	30.303	28.853	32.213	* 335.4	
5	1'56.997	* 25.628	30.303	28.853	32.213	* 335.4	6	1'58.253	26.999	30.307	28.889	32.058	335.4	
6	1'58.253	26.999	30.307	28.889	32.058	335.4	7	1'56.067	25.202	30.181	28.739	31.945	336.4	
7	1'56.067	25.202	30.181	28.739	31.945	336.4	8	2'02.424	24.956	32.052	32.498	32.918	336.4	
8	2'02.424	24.956	32.052	32.498	32.918	336.4								
16th	33	Brad BINDER				KTM	RSA							
		Red Bull KTM Factory Racing						Runs=1		Total laps=10		Full laps=9		
Run #	1	Front Tyre Slick-Soft		Rear Tyre Slick-Soft				7 Laps at start		4 Laps at start				
1	2'18.617	31.987	32.077	29.843	33.050	157.4								
19th	27	Iker LECUONA				KTM	SPA							
		Tech 3 KTM Factory Racing						Runs=2		Total laps=9		Full laps=6		
Run #	1	Front Tyre Slick-Soft		Rear Tyre Slick-Soft				New Tyre		3 Laps at start				
1	2'24.803	30.871	31.830	29.783	32.876	169.2	2	1'57.863	25.837	30.574	29.006	32.446	328.2	
2	1'57.863	25.837	30.574	29.006	32.446	328.2	3	1'57.230	25.414	30.243	28.767	32.806	329.2	
3	1'57.230	25.414	30.243	28.767	32.806	329.2	4	1'56.326	25.271	30.178	28.797	32.080	330.2	
4	1'56.326	25.271	30.178	28.797	32.080	330.2	5	1'54.633	P 25.251	30.281	28.933	30.168	332.3	
5	1'54.633	P 25.251	30.281	28.933	30.168	332.3								
Run #	2	Front Tyre Slick-Soft		Rear Tyre Slick-Soft				6 Laps at start		8 Laps at start				
6	2'03.269	30.827	31.213	29.035	32.194	173.9								

Fastest Lap: Fabio QUARTARARO Monster Energy Yama FRA **1'55.147** 24.884 30.032 28.383 31.848

These data/results cannot be reproduced, stored and/or transmitted in whole or in part by any manner of electronic, mechanical, photocopying, recording, broadcasting or otherwise now known or herein after developed without the previous express consent by the copyright owner, except for reproduction in daily press and regular printed publications on sale to the public within 60 days of the event related to those data/results and always provided that copyright symbol appears together as follows below.
© DORNA, 2021

Official MotoGP Timing by TISSOT
www.motogp.com

Doha, Sunday, March 28, 2021

Page 3 of 4



Warm Up

MotoGP

Lap	Lap Time	T1	T2	T3	T4	Speed	Lap	Lap Time	T1	T2	T3	T4	Speed
7	1'57.305	25.303	30.371	28.813	32.818	331.2							
8	1'56.900	25.523	30.412	28.691	32.274	329.2							
9	1'57.255	25.362	30.578	28.765	32.550	338.5							

20th 46 **Valentino ROSSI** YAMAHA ITA
Petronas Yamaha SRT

Runs=2 Total laps=9 Full laps=6

Run #	1	Front Tyre	Slick-Soft	Rear Tyre	Slick-Soft		
		3 Laps at start			3 Laps at start		
1	2'26.579	32.617	32.327	30.015	34.823	147.5	
2	1'58.147	26.010	30.649	29.089	32.399	328.2	
3	2'01.729	25.546	30.394	32.259	33.530	330.2	
4	1'56.865	25.401	30.331	28.991	32.142	333.3	
5	1'54.356 P	25.374	31.211	29.339	28.432	332.3	

Run #	2	Front Tyre	Slick-Soft	Rear Tyre	Slick-Soft		
		8 Laps at start			8 Laps at start		
6	2'07.383	33.827	32.155	29.172	32.229	169.2	
7	1'56.645	25.220	30.268	28.845	32.312	333.3	
8	1'56.706	25.208	30.267	28.811	32.420	331.2	
9	1'57.217	25.405	30.571	28.851	32.390	333.3	

21st 43 **Jack MILLER** DUCATI AUS
Ducati Lenovo Team

Runs=1 Total laps=5 Full laps=4

Run #	1	Front Tyre	Slick-Soft	Rear Tyre	Slick-Soft		
		4 Laps at start			4 Laps at start		
1	12'19.024	33.306	34.844	32.650	33.495	162.8	
2	2'00.460	26.402	31.617	29.802	32.639	333.3	
3	1'57.669	25.536	30.589	29.153	32.391	336.4	
4	1'56.811	25.214	30.341	28.950	32.306	339.6	
5	1'59.094	25.314	30.409	29.116	34.255	337.5	

22nd 32 **Lorenzo SAVADORI** APRILIA ITA
Aprilia Racing Team Gresini

Runs=2 Total laps=10 Full laps=6

Run #	1	Front Tyre	Slick-Hard	Rear Tyre	Slick-Soft		
		9 Laps at start			3 Laps at start		
1	2'09.520 P	32.999	32.401	29.975	30.731	162.8	
Run #	2	Front Tyre	Slick-Soft	Rear Tyre	Slick-Soft		
		7 Laps at start			4 Laps at start		
2	2'12.313 *	33.465	31.789	29.995	37.064*	165.1	
3	2'07.809 *	27.220	34.631	29.587	36.371*	313.9	
4	1'58.755	25.963	30.794	29.221	32.777	319.5	
5	1'58.937	25.759	30.702	28.958	33.518	319.5	
6	1'57.785	25.764	30.560	28.801	32.660	319.5	
7	1'57.571	25.533	30.453	28.906	32.679	322.3	
8	2'12.706 *	30.029	37.374	32.182	33.121*	322.3	
9	1'57.558	25.530	30.562	28.780	32.686	322.3	
10	1'57.629	25.510	30.569	28.915	32.635	321.4	

Fastest Lap: Fabio QUARTARARO Monster Energy Yama FRA **1'55.147** 24.884 30.032 28.383 31.848


These data/results cannot be reproduced, stored and/or transmitted in whole or in part by any manner of electronic, mechanical, photocopying, recording, broadcasting or otherwise now known or herein after developed without the previous express consent by the copyright owner, except for reproduction in daily press and regular printed publications on sale to the public within 60 days of the event related to those data/results and always provided that copyright symbol appears together as follows below.
© DORNA, 2021

Official MotoGP Timing by **TISSOT**
www.motogp.com

Doha, Sunday, March 28, 2021

Page 4 of 4





BARWA GRAND PRIX OF QATAR
Official Starting Grid

Race : 22 laps = 118.36 km

28



1	1 1'52.772 63 Francesco BAGNAIA Ducati	2 1'53.038 20 Fabio QUARTARARO Yamaha	3 1'53.088 12 Maverick VIÑALES Yamaha
2	4 1'53.114 46 Valentino ROSSI Yamaha	5 1'53.215 43 Jack MILLER Ducati	6 1'53.286 5 Johann ZARCO Ducati
3	7 1'53.313 21 Franco MORBIDELLI Yamaha	8 1'53.315 41 Aleix ESPARGARO Aprilia	9 1'53.490 42 Alex RINS Suzuki
4	10 1'53.682 36 Joan MIR Suzuki	11 1'53.721 30 Takaaki NAKAGAMI Honda	12 1'53.930 44 Pol ESPARGARO Honda
5	13 1'53.733 23 Enea BASTIANINI Ducati	14 1'53.840 89 Jorge MARTIN Ducati	15 1'53.915 88 Miguel OLIVEIRA KTM
6	16 1'53.958 73 Alex MARQUEZ Honda	17 1'53.995 6 Stefan BRADL Honda	18 1'54.122 10 Luca MARINI Ducati
7	19 1'54.240 33 Brad BINDER KTM	20 1'54.443 9 Danilo PETRUCCI KTM	21 1'54.627 27 Iker LECUONA KTM
8	22 1'55.183 32 Lorenzo SAVADORI Aprilia		

The results are provisional until the end of the limit for protest and appeals and until the ratification of the Event Management Committee.

Time limit for protest expires 60' at the latest after publication of the results - Time:

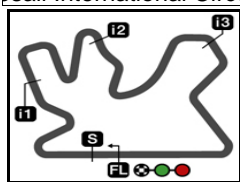
These data/results cannot be reproduced, stored and/or transmitted in whole or in part by any manner of electronic, mechanical, photocopying, recording, broadcasting or otherwise now known or herein after developed without the previous express consent by the copyright owner, except for reproduction in daily press and regular printed publications on sale to the public within 60 days of the event related to those data/results and always provided that copyright symbol appears together as follows below.

© DORNA, 2021

Official MotoGP Timing by **TISSOT**
www.motogp.com

Doha, Sunday, March 28, 2021





5380 m.

BARWA GRAND PRIX OF QATAR

Warm Up

Best Partial Times

MotoGP™

IT Ideal Lap Time, sum of the best partial times

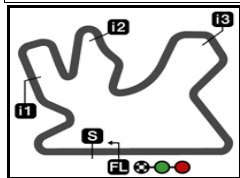
BT Best Lap Time

T1		T2		T3		T4						
Pos	Rider	Time	Rider	Time	Rider	Time	Rider	Time	Pos	Rider	IT	BT
1	F.QUARTARARO	24.884	T.NAKAGAMI	29.991	M.VIÑALES	28.266	J.ZARCO	31.582	1	M.VIÑALES	1'55.000	1'55.285 (2)
2	A.ESPARGARO	24.941	J.ZARCO	29.997	F.QUARTARARO	28.376	M.VIÑALES	31.711	2	F.QUARTARAR	1'55.122	1'55.147 (1)
3	F.BAGNAIA	24.956	F.QUARTARARO	30.032	T.NAKAGAMI	28.475	L.MARINI	31.732	3	J.ZARCO	1'55.275	1'55.333 (3)
4	M.VIÑALES	24.957	M.VIÑALES	30.066	A.MARQUEZ	28.476	J.MIR	31.784	4	A.MARQUEZ	1'55.511	1'55.600 (4)
5	A.MARQUEZ	24.978	P.ESPARGARO	30.105	F.MORBIDELLI	28.494	E.BASTIANINI	31.812	5	T.NAKAGAMI	1'55.521	1'55.612 (5)
6	P.ESPARGARO	25.019	A.MARQUEZ	30.126	J.MIR	28.498	S.BRADL	31.819	6	J.MIR	1'55.567	1'55.946 (11)
7	E.BASTIANINI	25.055	F.MORBIDELLI	30.142	P.ESPARGARO	28.515	F.QUARTARARO	31.830	7	F.MORBIDELLI	1'55.606	1'55.857 (10)
8	D.PETRUCCI	25.065	J.MIR	30.158	A.RINS	28.529	F.MORBIDELLI	31.860	8	P.ESPARGAR	1'55.610	1'55.789 (6)
9	L.MARINI	25.108	A.ESPARGARO	30.167	E.BASTIANINI	28.550	T.NAKAGAMI	31.904	9	E.BASTIANINI	1'55.612	1'55.813 (7)
10	F.MORBIDELLI	25.110	I.LECUONA	30.178	J.ZARCO	28.557	A.RINS	31.915	10	L.MARINI	1'55.699	1'55.845 (9)
11	J.MIR	25.127	F.BAGNAIA	30.181	B.BINDER	28.626	A.MARQUEZ	31.931	11	A.ESPARGAR	1'55.778	1'55.950 (12)
12	M.OLIVEIRA	25.138	L.MARINI	30.189	S.BRADL	28.631	F.BAGNAIA	31.945	12	S.BRADL	1'55.780	1'55.827 (8)
13	J.ZARCO	25.139	S.BRADL	30.191	M.OLIVEIRA	28.633	B.BINDER	31.947	13	F.BAGNAIA	1'55.821	1'56.067 (15)
14	S.BRADL	25.139	E.BASTIANINI	30.195	A.ESPARGARO	28.634	P.ESPARGARO	31.971	14	A.RINS	1'55.858	1'56.001 (13)
15	T.NAKAGAMI	25.151	J.MARTIN	30.211	D.PETRUCCI	28.655	J.MARTIN	31.981	15	M.OLIVEIRA	1'56.005	1'56.006 (14)
16	J.MARTIN	25.161	A.RINS	30.234	L.MARINI	28.670	M.OLIVEIRA	31.992	16	D.PETRUCCI	1'56.094	1'56.297 (17)
17	A.RINS	25.180	M.OLIVEIRA	30.242	I.LECUONA	28.691	D.PETRUCCI	32.023	17	B.BINDER	1'56.098	1'56.224 (16)
18	V.ROSSI	25.208	V.ROSSI	30.267	F.BAGNAIA	28.739	A.ESPARGARO	32.036	18	J.MARTIN	1'56.134	1'56.312 (18)
19	J.MILLER	25.214	B.BINDER	30.310	L.SAVADORI	28.780	I.LECUONA	32.080	19	I.LECUONA	1'56.200	1'56.326 (19)
20	B.BINDER	25.215	J.MILLER	30.341	J.MARTIN	28.781	V.ROSSI	32.142	20	V.ROSSI	1'56.428	1'56.645 (20)
21	I.LECUONA	25.251	D.PETRUCCI	30.351	V.ROSSI	28.811	J.MILLER	32.306	21	J.MILLER	1'56.811	1'56.811 (21)
22	L.SAVADORI	25.510	L.SAVADORI	30.453	J.MILLER	28.950	L.SAVADORI	32.635	22	L.SAVADORI	1'57.378	1'57.558 (22)

These data/results cannot be reproduced, stored and/or transmitted in whole or in part by any manner of electronic, mechanical, photocopying, recording, broadcasting or otherwise now known or herein after developed without the previous express consent by the copyright owner, except for reproduction in daily press and regular printed publications on sale to the public within 60 days of the event related to those data/results and always provided that copyright symbol appears together as follows below.
© DORNA, 2021

Official MotoGP Timing by 
www.motogp.com






5380 m.

BARWA GRAND PRIX OF QATAR

Warm Up

Fastest Laps Sequence

<i>Practice Time</i>	 <i>Rider</i>	<i>Nation</i>	<i>Motorcycle</i>	<i>Time</i>	<i>Km/h</i>	<i>Rider's Lap</i>
4'07.913	21 Franco MORBIDELLI	ITA	YAMAHA	1'58.643	163.2	2
4'14.792	89 Jorge MARTIN	SPA	DUCATI	1'58.012	164.1	2
4'15.984	44 PoI ESPARGARO	SPA	HONDA	1'57.909	164.2	2
4'17.068	6 Stefan BRADL	GER	HONDA	1'57.696	164.5	2
4'29.501	5 Johann ZARCO	FRA	DUCATI	1'57.498	164.8	2
5'27.407	20 Fabio QUARTARARO	FRA	YAMAHA	1'56.521	166.2	2
6'25.510	5 Johann ZARCO	FRA	DUCATI	1'56.009	166.9	3
8'11.115	73 Alex MARQUEZ	SPA	HONDA	1'55.977	166.9	4
8'20.843	5 Johann ZARCO	FRA	DUCATI	1'55.333	167.9	4
13'13.037	12 Maverick VIÑALES	SPA	YAMAHA	1'55.285	168.0	6
17'08.936	20 Fabio QUARTARARO	FRA	YAMAHA	1'55.147	168.2	8

These data/results cannot be reproduced, stored and/or transmitted in whole or in part by any manner of electronic, mechanical, photocopying, recording, broadcasting or otherwise now known or herein after developed without the previous express consent by the copyright owner, except for reproduction in daily press and regular printed publications on sale to the public within 60 days of the event related to those data/results and always provided that copyright symbol appears together as follows below.

© DORNA, 2021

Official MotoGP Timing by **TISSOT**
www.motogp.com

Doha, Sunday, March 28, 2021

